


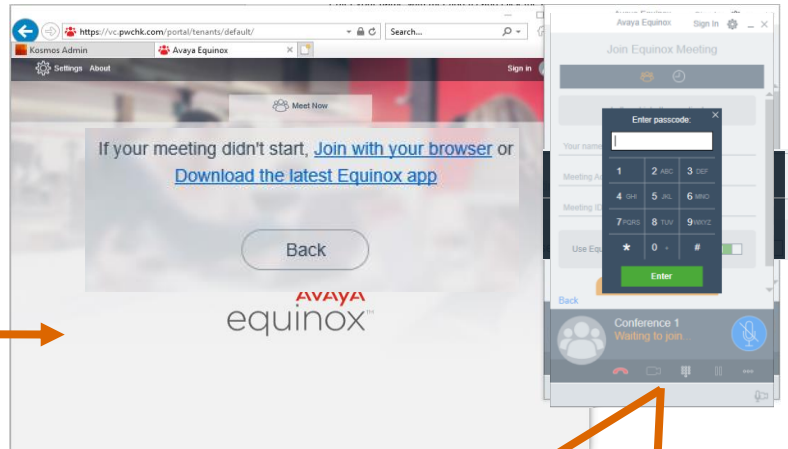


To join a meeting with Internet Explorer

Click <https://vc.pwchk.com> from your meeting invitation email or open the link from Internet Explorer. Enter your name with meeting ID (Pic1) and click Join with Equinox App to join the meeting.

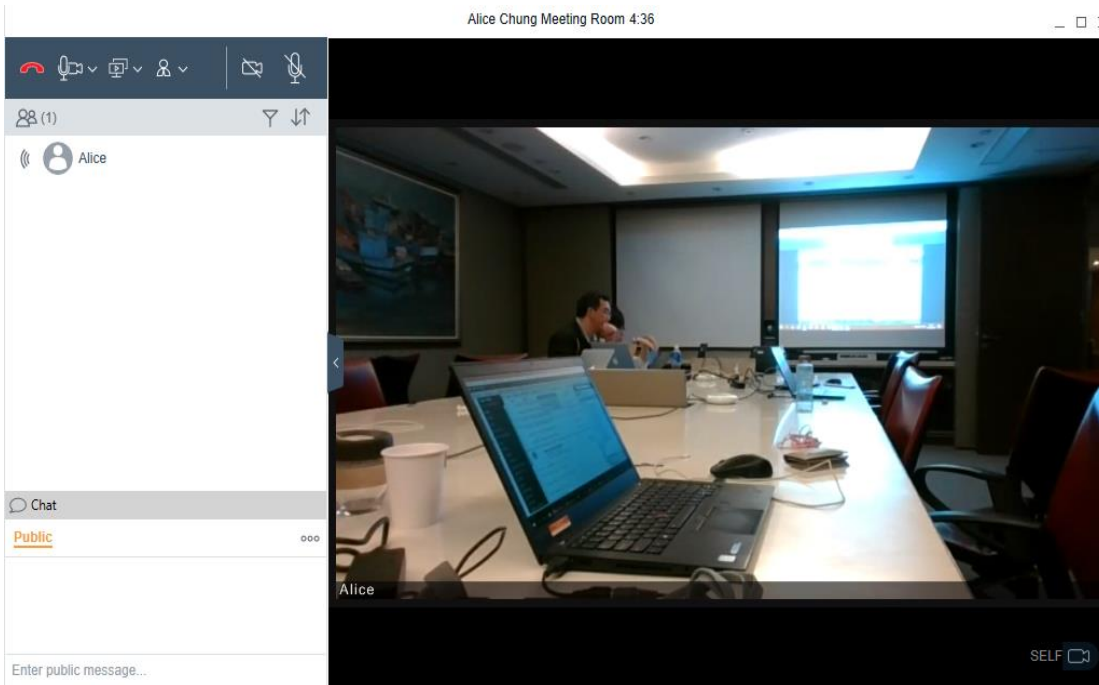


(Pic1)

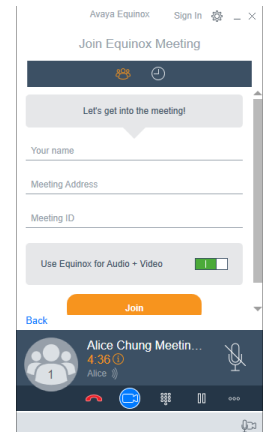


(Pic 2)

Success to join meeting (Pic3)



(Pic3)



To mute



To unmute



To stop your webcam.



To start your webcam.



Click to turn or off your speaker.



Click to turn or off your speaker.



Click to leave or terminate the meeting.



To join a meeting with Chrome

Open <https://vc.pwchk.com> from Chrome. Enter your name with meeting ID and click **Join with Browser** to join the meeting

